

Title of the Course: <i>Writing Skills 2</i>	Course-No:	Semester: <i>1st Year</i> <i>2nd Semester (Spring)</i>	
Course type: <i>Lecture</i>	Hours-Practice/Week: <i>2-0</i>	Credits	
		Local	ECTS
Status: <i>Compulsory</i>	Language of Instruction: <i>English</i>	<i>2</i>	<i>2</i>
Lecturer:	<i>Assoc. Prof. Dr. Salim Razi</i>		
Contact:	Web: www.salimrazi.com		
	Email: salimrazi@gmail.com , salimrazi@comu.edu.tr		
	Tel: +90 286 2171303 ext: 3526 - 3661		
	Fax: +90 286 2120751		

Course description:

This course aims to develop academic written skills by means of critical analysis of academic texts. Related readings will come from the relevant literature in various ways such as academic books and journals which enable learners to develop and increase vocabulary in an academic context with the hope of contributing to their writing skills. Within this perspective, this course mainly encourages learners to write academic texts. Learners will have the opportunity of benefiting from scaffolding through digital peer feedback exchange on their written assignments. Learners are expected to analyse and produce an essay considering the organization, coherence, cohesion, unity, vocabulary selection, in-text citations rules including quoting, paraphrasing, and summarizing and reference entries as this course aims to teach academic writing to students who need to present and defend their own points of view clearly and persuasively. Students also work to master the norms of in-text citations and attributing data from print and other sources, and to observe the methods of acknowledging the research findings of others, specifically in the APA style.

Teaching method: Lectures, extensive reading, peer-review.

Prerequisites: Advanced reading comprehension skills and proficiency in informal writing.

Teaching aids: PowerPoint presentation, Turnitin (text-matching software)

Assessment method:

Good news ☺ There are no pen and paper tests for this course. However, it does not necessarily mean that you will pass without any efforts. During the term, you need to submit an academic paper constituting of approximately 2,000 words on any topic of their preference related to the field of ELT. Throughout the term, students will be provided with peer and lecturer feedback on their assignment and are expected to revise their assignments considering the feedback that they receive and submit the revised version. Please remember that all revision assignments need to be submitted digitally both with and without tracks of changes. The process of submitting assignments and exchanging peer feedback will be managed through Turnitin. Hard-copy or email submissions will not be taken into consideration. Scores retrieved from peer review tasks will function as mid-term examination and have the weight of 40% whereas scores retrieved from writing tasks will function as final examination and have the weight of 60%.

Attendance policy:

You should read related chapters before the class. Attendance will be taken and recorded in all class sessions. You need to attend 70% of the lectures otherwise you automatically fail.

Plagiarism policy:

Either accidental or intentional, there is no tolerance for plagiarism. You need to submit all your assignments through Turnitin and as the lecturer I will determine the originality of your assignments by checking them against plagiarism. Please check the lecturer's policy of plagiarism for further details.

Registration for the examination:

To submit your assignments and to review your peer's assignments through Turnitin, you need to enrol in Turnitin virtual class.

Assignment requirements:

- Must be on A-4 paper.
- Must have 2.5cm margins (on all sides) and must be written with double spacing.
- Do NOT write your name or faculty number on your assignments. This is essential as peer-review process is managed anonymously.
- Must be turned in on time only through Turnitin. Late assignments will not be taken into consideration.

Week	Topic	Related reading	Assignment
Week 1 <i>17-21.02.2020</i>	Meeting students: Introducing course content.	-----	-----
Week 2 <i>24-28.02.2020</i>	Topic selection and finding relevant sources.	Related academic journals and reference books	-----
Week 3 <i>02-06.03.2020</i>	Reviewing literature. Credibility of sources and avoiding predatory publishers.	Razi, 2011 (Chapter 12)	-----
Week 4 <i>09-13.03.2020</i>	Lecturer feedback on outline.	-----	Submission of outline
Week 5 <i>16-20.03.2020</i>	Parts of an academic paper. Headings in APA style.	Razi, 2011 (Chapter 13 & 14)	-----
Week 6 <i>23-27.03.2020</i>	Writing a list of references.	Razi, 2011 (Chapter 15)	Submission of references
Week 7 <i>30.03-03.04.2020</i>	Writing a list of references.	Razi, 2011 (Chapter 15)	-----
Week 8 <i>06-10.04.2020</i>	Practising writing references.	Razi, 2011 (Chapter 16)	Submission of first draft
Week 9 <i>13-17.04.2020</i>	Midterm exam week.	-----	-----
Week 10 <i>20-24.04.2020</i>	Lecturer feedback on first draft.	-----	-----
Week 11 <i>27.04-01.05.2020</i>	Presenting tables and figures.	Razi, 2011 (Chapter 17)	-----
Week 12 <i>04-08.05.2020</i>	Transparent Academic Writing Rubric (TAWR).	Razi, 2015	Submission of second draft
Week 13 <i>11-15.05.2020</i>	Practising scoring by means of TAWR.	Razi, 2015	Peer review
Week 14 <i>18-22.05.2020</i>	Lecturer feedback on second draft.	-----	-----
Final Exam Week <i>01-12.06.2020</i>	Submission of the final version.	-----	Submission of final version

Main reading:

Razi, S. (2011). *Advanced reading and writing skills in ELT: APA style handbook*. Ankara: Nobel.

Razi, S. (2015). Development of a rubric to assess academic writing incorporating plagiarism detectors. *SAGE Open*, 5(2), 1-13. DOI: 10.1177/2158244015590162

Supplementary reading:

American Psychological Association (APA). (2009). *Publication manual of the American Psychological Association* (6th ed.). Washington, DC: Author.

Bailey, S. (2011). *Academic writing: A handbook for international students*. New York, NY: Routledge.

Cumming, A. (2006). *Goals for academic writing: ESL students and their instructors*. Amsterdam: John Benjamins.

Hashimoto, I. Y., Kroll, B. M., & Schafer, J. C. (1982). *Strategies for academic writing: A guide for college students*. Ann Arbor, MI: The University of Michigan Press.

Oshima, A. (1997). *Introduction to academic writing*. White Plains: Longman.

Peachy, N. (2017). *Digital tools for teachers*. Peachey Publications.

Reid, J. M. (2000). *The process of composition* (3rd ed.). Englewood Cliffs: Prentice Hall Regents.

Zemach, D. E., & Rumisek, L. A. (2003). *Academic writing: From paragraph to essay*. Oxford: Macmillan.

Williams, K., & Davis, M. (2017). *Referencing & understanding plagiarism* (2nd ed.). London: Palgrave.

Turnitin Assignment Submission Guidelines

Class ID: 23946828

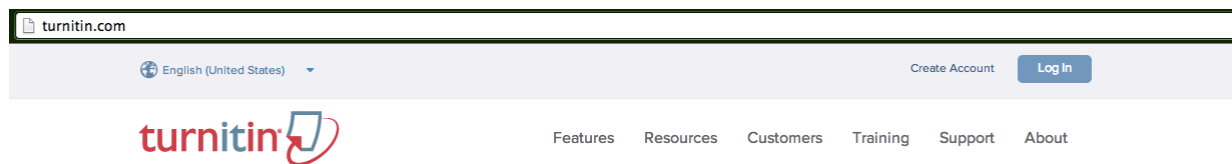
Enrollment password: Writing2020

Enrolling in a class

You must enroll in your class before you can begin using Turnitin. To do this, use the class ID and enrollment password above. To create your account, please visit <http://turnitin.com/> and follow the instructions below.

How to create a new user profile and enrol in your class

1. Click the **“Create Account”** link to the left of the Sign in button on the Turnitin homepage.



2. Click on the **student link** from the Create a New Turnitin Account screen.

A screenshot of the 'Create a User Profile' screen on Turnitin. The title 'Create a User Profile' is at the top. Below it is a section 'Have You Ever Used Turnitin?' with explanatory text. There are input fields for 'Email address' and 'Password (Login to Turnitin)'. A link 'Forgot your password? Click here.' is provided. Below these is a section 'Create a New Account' with the instruction 'Please select whether you will be using the service as an instructor or a student.' and three links: 'Student', 'Instructor', and 'Teaching assistant'. A 'Login' button is at the bottom.

3. Enter your **class ID** and **enrollment password** in the appropriate fields.

Create a New Student Account

Class ID Information

All students must be enrolled in an active class. To enroll in a class, please enter the class ID number and class enrollment password that you were given by your instructor.

Please note that the password and pincode are case-sensitive. If you do not have this information, or the information you are entering appears to be incorrect, please contact your instructor.

Class ID

Class enrollment password

4. Enter your **first** and **last names** and the **e-mail address** you would like associated with your Turnitin account. This will be your user name.

User Information

Your first name

Your last name

Display names as

☒ First name (Space) Last name (example: John Smith)

☐ Last name (Space) First name (example: Smith John)

☐ Last name(No space)First name (example: SmithJohn)

Email address

5. Enter and re-enter the **password** you would like to use as your Turnitin login password.

Password and Security

Please keep in mind that your password is case sensitive (for example, paSS123 would be different than pass123), must be 6-12 characters long, and contain at least one letter and one number (for added security).

Enter an email address and password you can easily remember. Please write down your email address and password for future reference.

Enter your password


Confirm your password

6. Select a secret question using the **secret question** pull down menu, enter an answer.

Secret question

What is your favorite book? 

Question answer

APA style handbook 

7. Review the **Turnitin user agreement** and click to agree and finalize user profile creation.


User Agreement

Please read our user agreement below. Select "I agree" to complete your user profile.

Turnitin.com and its services (the "Site" or the "Services") are maintained by iParadigms, LLC ("iParadigms"), and offered to you, the user ("You" or "User"), conditioned upon Your acceptance of the terms, conditions, and notices contained herein without modification (the "User Agreement").
You should review this User Agreement carefully before accepting it.
If You breach the User Agreement, Your authorization to use the Site

[I Agree -- Create Profile](#) [I Disagree -- Cancel Profile](#)

8. Once you register, you will have an access to **your account** and see a page like this:


turnitin 

Salim Razi | User Info | Messages (1 new) | Student ▼ | English ▼ | What's New | Help | Logout

All Classes | Enroll in a Class | What is Plagiarism? | Citation Help

NOW VIEWING: HOME

Canakkale Onsekiz Mart University: Çanakkale Onsekiz Mart Üniversitesi

Class ID	Class name	Instructor	Status	Drop class
7026704	Sociolinguistic Issues in SLA	Salim Razi	Active	

9. Click on the name of your class (**Writing Skills Spring 2020**).
10. Click on '**submit**' and select the appropriate assignment.
11. For paper item submission method, please choose '**single file upload**'.
12. Your name will appear automatically. Please, write the **title** of your paper and continue by clicking '**Choose from this computer**'. At this step, it is also possible to upload files from '**Dropbox**' and '**Google Drive**'.
13. Do not forget to click '**Upload**' to submit your assignment.
14. To complete your submission, you need to click '**Confirm**' to indicate that this is the file you would like to submit.
15. Finally, if your submission is successful you will receive the following notification. If you do not receive such a notification, it means that there is something wrong with your submission.

Congratulations - your submission is complete! This is your digital receipt. You can print a copy of this receipt from within the Document Viewer.